

Scaled data based on original data using
LM-79-08 Approved Method: Electrical and Photometric Measurements of Solid-
State Lighting Products

Test Report Prepared for
Cooper Lighting Solutions
(formerly Eaton)

Brand: INVUE

Report Number: P596056

Luminaire Tested: **MSA-SA2A-AMB-U-5WQ**

Issue Date: 4/29/2022

Test Information

Test Method: LM-79-08
Report Number: P596056
TEST IS SCALED FROM IESNA LM-79-08 TEST DATA (G3-2109-400-4)
Test Lab: INNOVATIONS CENTER
Issue Date: 4/29/2022
Manufacturer: COOPER LIGHTING SOLUTIONS (FORMERLY EATON)
Product Line: INVUE
Catalog Number: MSA-SA2A-AMB-U-5WQ
Description: POST TOP DECORATIVE LUMINAIRE. (2) LIGHTSQUARES WITH 16 LEDS EACH
AND TYPE V WIDE OPTICS.
Light Source: (32) 1549K CCT, -21.5 CRI LEDS
Ballast/Driver: -

Summary

Lumens per Lamp: N/A
Luminaire Lumens: 1939 lumens
Efficiency: N/A
Efficacy: 47.1 lumens/watt
Luminous Opening: Rectangular (W 0.5' x L: 1' x H: 0')
IES Classification: Type V - Short - Full Cutoff
BUG Rating: B2 - U0 - G0

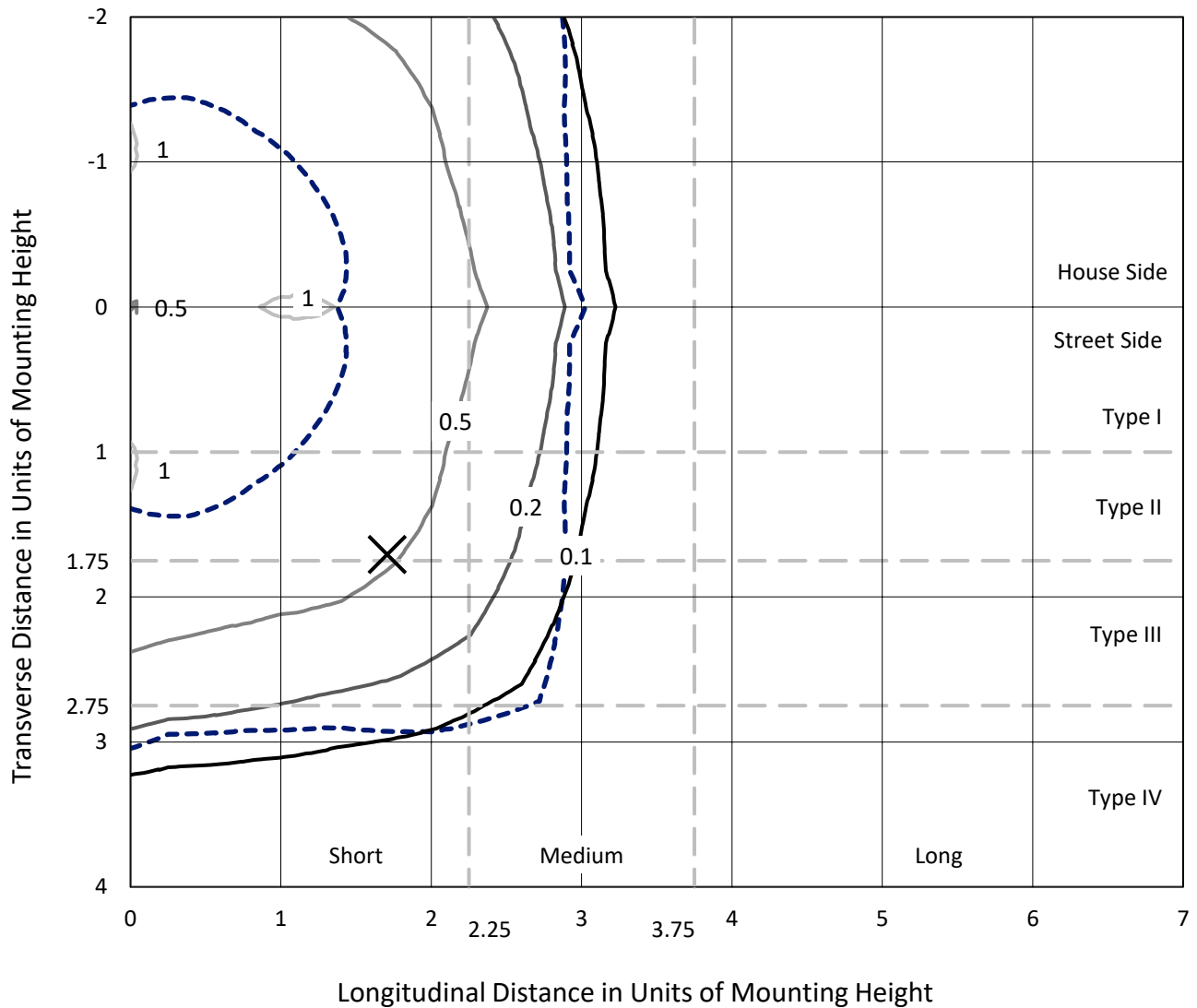
Input Watts (W): 41.2
Input Voltage (V): NR
Input Current (Ain): NR
Voltage Rise (V): NR
Power Factor: NR
Total Harmonic Distortion (THDi): NR
Frequency (hertz): 60
Stabilization Time: NR
Operation Time: NR
Ambient Temperature (°C): NR
Test Distance: 24 FT



REPORT NUMBER: P596056
 CATALOG NUMBER: MSA-SA2A-AMB-U-5WQ

Iso-Footcandle Lines of Horizontal Illumination

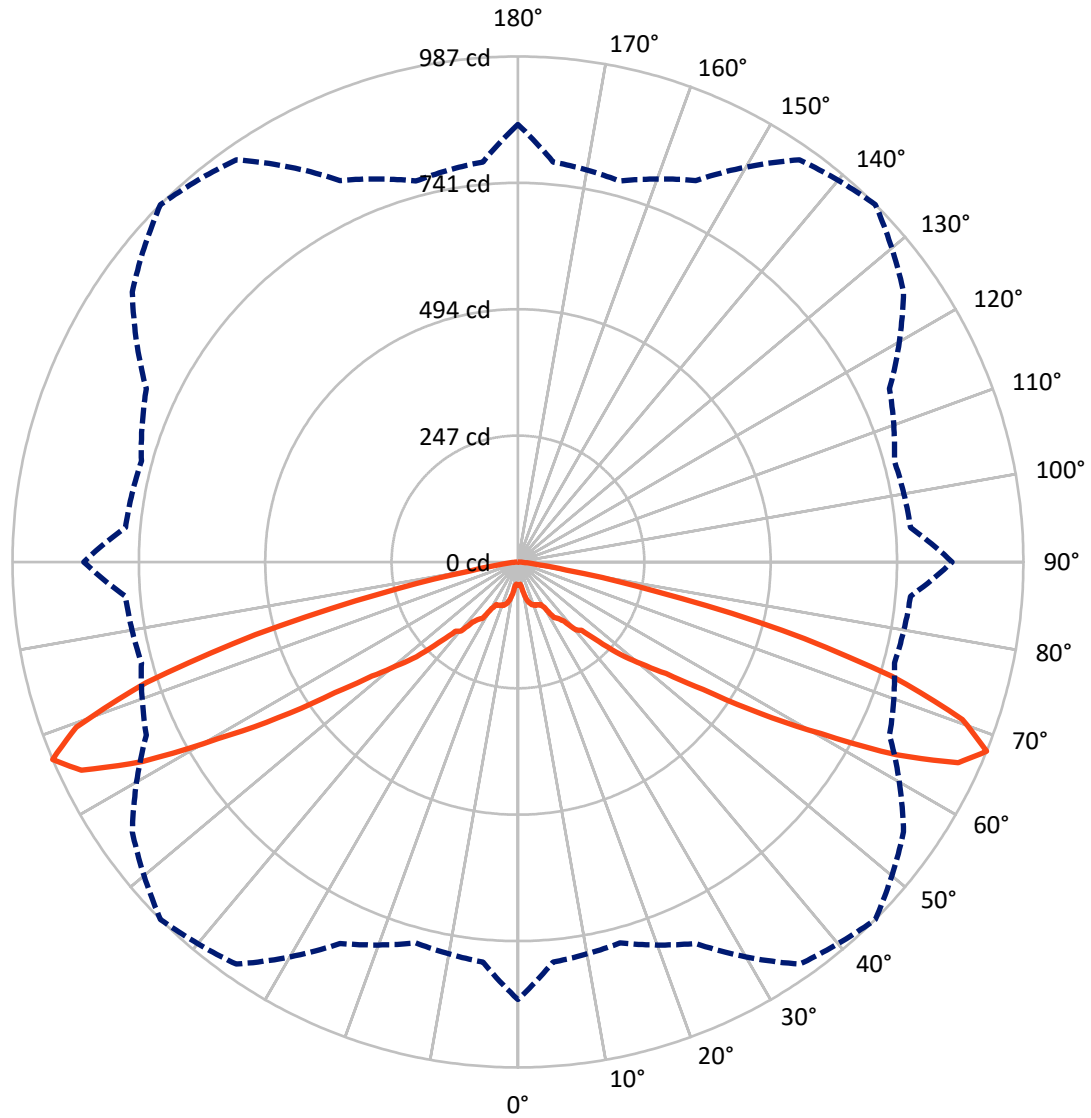
× Max cd
 - - - 1/2 Max cd



Based on 10 foot mounting height. Maximum calculated value = 1 fc
 Type V - Short - Full Cutoff

REPORT NUMBER: P596056
CATALOG NUMBER: MSA-SA2A-AMB-U-5WQ

Luminous Intensity Polar Plot



— Vertical Plane Through 45-Deg Lateral - - - Horizontal Cone Through 67.5-Deg Vertical

REPORT NUMBER: P596056

CATALOG NUMBER: MSA-SA2A-AMB-U-5WQ

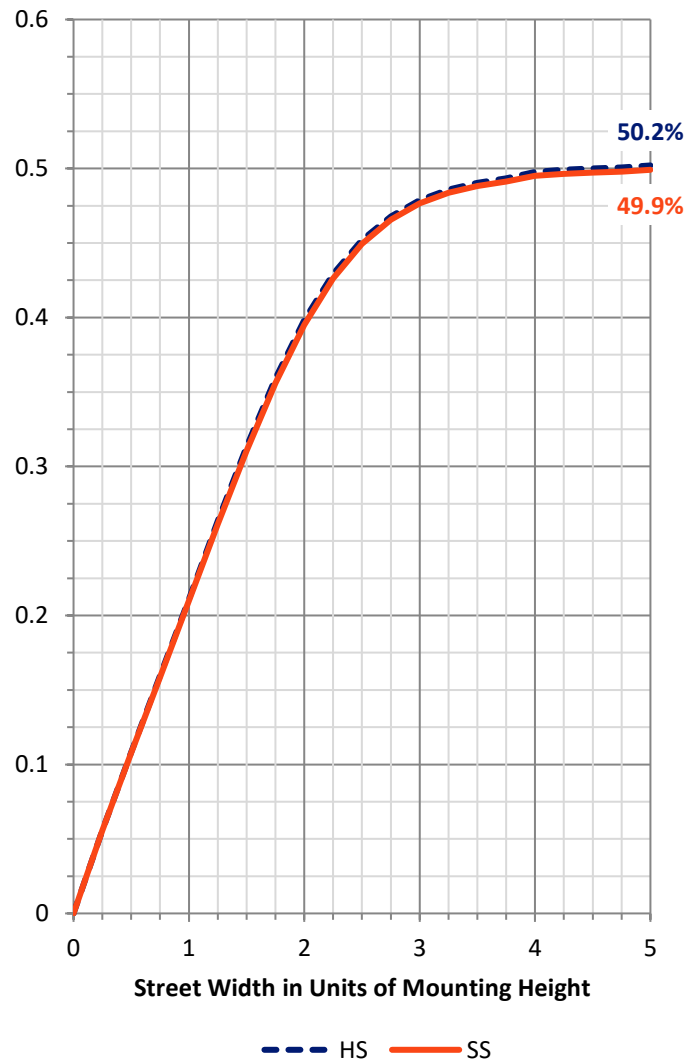
FLUX DISTRIBUTION:

		Downward	Upward	Total
House Side	Lumens	969.5	0.0	969.5
	% Fixture	50.0	0.0	50.0
Street Side	Lumens	969.5	0.0	969.5
	% Fixture	50.0	0.0	50.0
Total	Lumens	1939.0	0.0	1939.0
	% Fixture	100.0	0.0	100.0

Coefficient of Utilization

ZONAL LUMENS:

Zone	Lumens	% Fixture
0°-10°	5.5	0.3
10°-20°	23.0	1.2
20°-30°	47.0	2.4
30°-40°	92.6	4.8
40°-50°	192.0	9.9
50°-60°	426.8	22.0
60°-70°	787.3	40.6
70°-80°	347.7	17.9
80°-90°	17.1	0.9
90°-100°	0.0	0.0
100°-110°	0.0	0.0
110°-120°	0.0	0.0
120°-130°	0.0	0.0
130°-140°	0.0	0.0
140°-150°	0.0	0.0
150°-160°	0.0	0.0
160°-170°	0.0	0.0
170°-180°	0.0	0.0
0°-90°	1939.0	100.0
0°-180°	1939.0	100.0



REPORT NUMBER: P596056

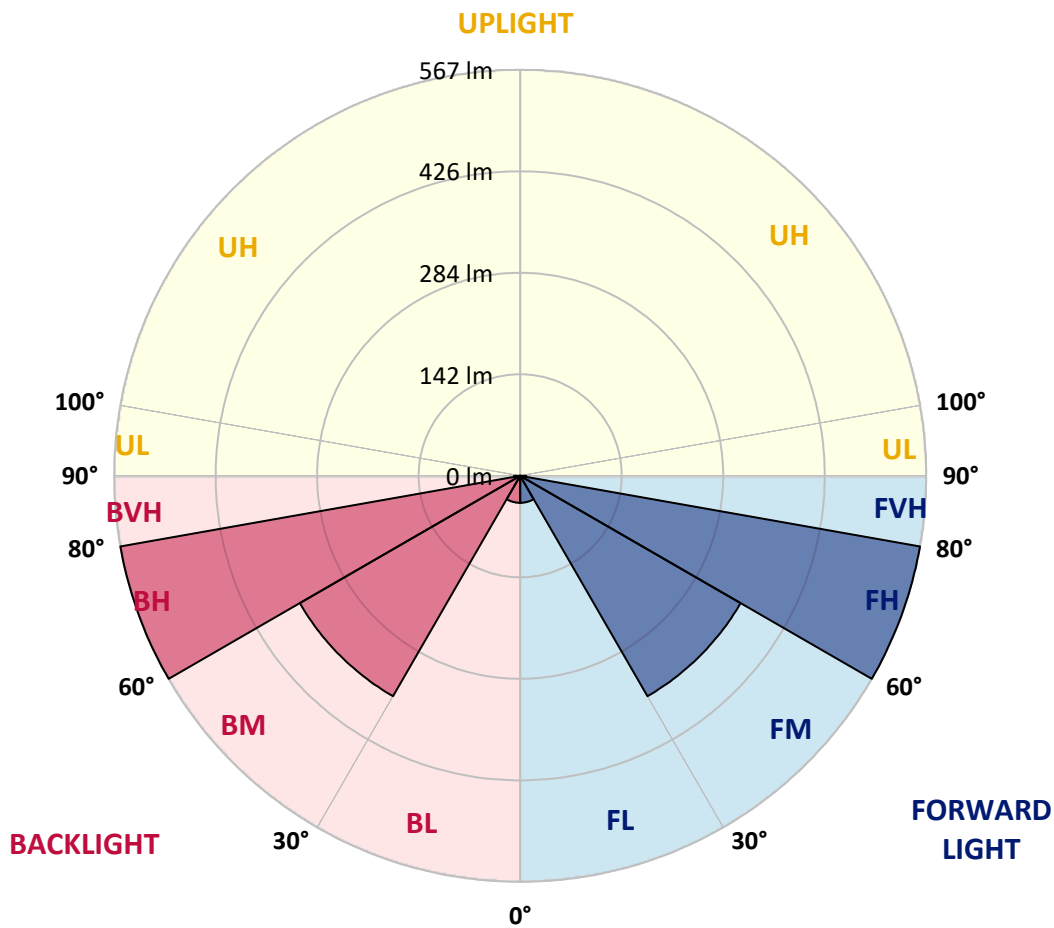
CATALOG NUMBER: MSA-SA2A-AMB-U-5WQ

LUMINAIRE CLASSIFICATION SYSTEM LUMEN TABLE AND BUG RATING:

Zone	Lumens	% Fixture	Zone Rating/Lumen Limit		
			B	U	G
FL (0°-30°)	37.8	1.9			
FM (30°-60°)	355.7	18.3			
FH (60°-80°)	567.5	29.3			G0/660
FVH (80°-90°)	8.6	0.4			G0/10
BL (0°-30°)	37.8	1.9	B0/110		
BM (30°-60°)	355.7	18.3	B1/1000		
BH (60°-80°)	567.5	29.3	B2/1000		G0/660
BVH (80°-90°)	8.6	0.4			G0/10
UL (90°-100°)	0.0	0.0		U0/0	
UH (100°-180°)	0.0	0.0		U0/0	

BUG Rating: B2-U0-G0

Type V Short





REPORT NUMBER: P596056

CATALOG NUMBER: MSA-SA2A-AMB-U-5WQ

CANDELA DISTRIBUTION (FULL):

	0°	5°	15°	25°	35°	45°	55°	65°	75°	85°	90°
0°	44.8	44.8	44.8	44.8	44.8	44.8	44.8	44.8	44.8	44.8	44.8
2.5°	53.7	49.5	47.8	45.4	44.8	45.4	44.8	44.2	49.0	48.4	53.1
5°	66.7	60.8	60.2	53.1	46.6	43.6	46.0	52.5	60.2	61.9	68.4
7.5°	74.3	69.0	67.2	59.6	52.5	48.4	51.9	59.0	66.1	68.4	73.7
10°	73.1	70.8	69.0	61.9	61.9	63.1	61.9	61.9	68.4	70.2	72.5
12.5°	74.9	74.3	73.7	72.5	73.1	74.9	73.7	72.5	74.9	74.9	77.3
15°	80.8	80.8	79.6	79.0	80.8	82.6	80.8	80.2	82.0	81.4	81.4
17.5°	88.5	90.2	87.3	84.9	85.5	87.3	86.1	84.9	86.7	90.2	88.5
20°	96.7	96.7	90.2	86.7	89.7	90.2	89.1	86.7	90.8	95.6	95.6
22.5°	104.4	103.2	93.8	89.1	90.2	90.8	89.7	87.9	93.8	102.0	103.2
25°	108.5	109.1	100.9	95.0	93.8	93.2	93.8	94.4	99.7	107.3	108.5
27.5°	123.9	120.9	105.6	104.4	99.1	93.8	98.5	103.8	106.2	119.7	123.3
30°	133.3	135.7	118.0	116.8	110.9	104.4	110.9	118.0	119.1	137.4	134.5
32.5°	142.1	139.8	128.0	123.3	123.9	129.2	125.0	124.5	128.0	141.0	143.3
35°	159.8	162.2	141.6	130.9	132.1	135.7	131.5	130.4	140.4	160.4	159.8
37.5°	200.5	191.1	171.0	149.8	145.1	146.9	145.7	151.6	168.7	194.1	199.4
40°	214.7	210.0	183.4	174.0	166.9	174.6	168.7	174.6	187.0	212.3	220.0
42.5°	247.1	238.9	212.3	195.8	185.2	182.3	183.4	194.1	214.1	243.0	253.0
45°	289.0	270.7	247.7	231.8	215.9	221.2	215.9	230.6	246.5	278.4	296.1
47.5°	330.9	315.6	285.5	268.4	253.0	271.3	253.6	267.8	289.6	319.7	338.6
50°	381.0	362.2	329.7	305.5	303.2	312.6	302.6	308.5	336.2	369.2	388.7
52.5°	438.2	415.8	379.8	365.7	371.6	362.2	368.6	362.7	389.9	425.9	452.4
55°	507.8	479.5	446.5	448.9	453.6	439.4	449.4	447.7	457.7	485.4	514.3
57.5°	608.1	572.7	534.4	536.7	559.7	558.6	553.3	543.2	537.9	556.8	597.5
60°	726.7	675.9	642.9	638.8	687.1	680.7	687.7	647.0	632.9	666.5	719.6
62.5°	834.6	778.0	741.4	749.7	828.7	829.9	809.8	733.7	734.3	772.1	828.7
65°	896.5	825.2	795.1	825.8	927.8	944.9	896.5	798.0	793.3	818.7	886.5
67.5°	854.7	784.5	770.3	822.2	959.1	987.4	919.5	801.0	761.5	769.7	848.2
70°	698.4	618.7	642.3	712.5	864.7	921.3	822.2	682.4	624.6	598.1	662.4
72.5°	408.7	368.6	414.1	500.2	671.2	763.8	640.6	492.5	409.9	358.0	407.6
75°	189.3	170.5	191.7	266.6	427.0	532.6	400.5	264.8	195.8	162.8	179.9
77.5°	63.7	59.6	72.5	112.1	207.0	274.3	196.4	110.9	72.0	64.3	69.0
80°	27.1	27.1	30.1	41.9	79.0	95.6	77.3	44.8	33.6	30.7	31.3
82.5°	13.6	13.6	17.7	20.6	26.5	29.5	29.5	24.8	21.2	17.7	17.1
85°	6.5	7.1	10.0	10.6	13.6	10.6	13.6	13.0	13.0	9.4	8.3
87.5°	2.4	2.9	3.5	4.1	4.1	2.9	4.7	5.3	4.7	4.1	2.4
90°	0.0	0.0	0.0	0.0	0.0	0.0	0.0	0.0	0.0	0.0	0.0

(END OF REPORT)